



MEDIA GUIDE

3X MASL PACIFIC DIVISION CHAMPIONS



A Legacy Of Champions



The Ron Newman Cup Playoff season begins on Thursday, April 18 in Kansas City as the Comets host the Milwaukee Wave in the opening game of the South Central Division Championships. The Divisional Championship round of the Ron Newman Cup Playoffs feature a home-and-home series between the two teams. If the series is tied after two games, a 15-minute Mini Game is played immediately after Game Two to decide the winner.

The full opening round playoff schedule is below. The Sockers have home-field advantage throughout the playoffs. All games are scheduled to be shown LIVE on Eleven Sports and Twitch.com/ElevenSportsNext.

DIVISION FINALS (Best of 3)

EASTERN DIVISION

GAME ONE – Saturday, April 20, 6:00pm at SECU Arena

GAME TWO – Monday, April 22, 6:30pm at Adirondack Bank Center

PACIFIC DIVISION

GAME ONE – Friday, April 19, 10:30pm at accesso ShoWare Center

GAME TWO – Saturday, April 20, 10:00pm at Pechanga Arena San Diego

SOUTHWEST DIVISION

GAME ONE – Friday, April 19, 8:00pm at State Farm Arena

GAME TWO – Sunday, April 21, 8:00pm at Arena Monterrey

SOUTH CENTRAL DIVISION

GAME ONE – Thursday, April 18, 8:30pm at Silverstein Eye Centers Arena

GAME TWO – Saturday, April 20, 2:00pm at UW-Milwaukee Panther Arena

CONFERENCE FINALS (Single-Elimination)

WEST: PACIFIC DIVISION WINNER v SOUTHWEST DIVISION WINNER

EAST: EASTERN DIVISION WINNER v SOUTH CENTRAL DIVISION WINNER

MASL RON NEUMAN CUP FINAL (Single-Elimination)

WESTERN CONFERENCE WINNER v EASTERN CONFERENCE WINNER



TEAM DIRECTORY

SAN DIEGO SOCKERS DIRECTORY

Address: 3250 Grey Hawk Ct, Carlsbad, CA 92010

Phone: 866-799-GOAL (4625)

Website: Sockers.com

Social Media: @SanDiegoSockers

Pechanga Arena San Diego

Address: 3500 Sports Arena Blvd, San Diego, CA 92110

Phone: (619) 224-4171

PechangaArenaSD.com

General Manager, Sean Bowers

Director, Player Personnel: Chiky Luna

Director, Game Day Operations/Admin: Melissa Mahan

Director, Creative Services: Shellie Cluett

Manager, Corporate Partnerships: Shane Brown

Director of Ticket Sales & Merchandise: Marybeth Hughes

Chief Marketing Officer: Craig Elsten

Communications, Marketing & Community Relations Manager: Jonathan Greene

Team Manager, Alex Monnar

Equipment Manager, Jerry Mosier

Head Athletic Trainer, Paul Savage

Editor/Assistant, Brynn Davidoff



2016/17 - 2017/18 - 2018/19
MAJOR ARENA SOCCER LEAGUE
PACIFIC DIVISION
3X Champions





PARKING: Free parking is available for all Sockers media and patrons throughout the season at Pechanga Arena San Diego.

MEDIA ENTRY: Media members can pick up media credentials at the Media Will Call Table at the North Entrance.. Media enters the arena through the North Entrance using the far left door.

CREDENTIALS: Media credentials will grant the user access to the arena, the media seating area behind Box 1, and to the press area outside the Sockers' locker room post-game. There is no field access granted with your media credential. Postgame player and coach interviews will be conducted at a press area set up outside the Sockers' locker room, coordinated through the Sockers' media relations department. The Sockers' locker room is closed to the media. For reporters on deadline, we will arrange to have players meet you outside the locker room prior to showering.

PRESS BOX SEATING: Seating for the media at Pechanga Arena San Diego will be located in Section 1 of the upper deck behind the Box 1 broadcast position. There will be tables with power and internet access set up at the back of the section, but media members can sit anywhere in the section they choose.

PHOTOGRAPHERS: Working press photographers will be given access to the camera well at field level in between the penalty boxes (restricted to 1-2 shooters by space), as well as behind the goals and from the corners on the North end of the Pechanga Arena San Diego. The Sockers ask that photographers please not shoot from the stands, around the edges of the field where they could obstruct fan views, or from the upper deck.

VIDEOGRAPHERS: Camera positions are available in the upper deck of Pechanga Arena San Diego as well as the photographer positions, please contact jgreene@sdsockers.com when you plan on attending.

























MATCH HIGHLIGHTS: The Sockers will provide game highlights to local television stations night-of-game via our Media Download Site.

We look forward to seeing you at the game! If you have any questions or issues the day of game, please call Jon Greene at (619) 871-3186.

THANK YOU FOR YOUR SUPPORT AND COVERAGE!



























SEASON REVIEW - RESULTS

Sun Dec 16 5:05pm PST	San Diego Sockers		4	vs	3		Rio Grande Valley Barracudas	Final OT	W
Thu Dec 20 7:00pm PST	San Diego Sockers		4	AT	2		Ontario Fury	Final	W
Sat Dec 22 7:05pm PST	San Diego Sockers		4	vs	5		Tacoma Stars	Final	L
Wed Dec 26 5:30pm PST	San Diego Sockers		9	AT	3		Dallas Sidekicks	Final	W
Fri Dec 28 6:35pm PST	San Diego Sockers		7	AT	6		Monterrey Flash	Final OT	W
Fri Jan 4 7:05pm PST	San Diego Sockers		8	AT	1		Turlock Express	Final	W
Sat Jan 5 7:05pm PST	San Diego Sockers		3	vs	2		Ontario Fury	Final OT	W
Fri Jan 11 7:35pm PST	San Diego Sockers		6	vs	5		Ontario Fury	Final	W
Sun Jan 13 5:05pm PST	San Diego Sockers		7	vs	4		El Paso Coyotes	Final	W
Fri Jan 18 7:35pm PST	San Diego Sockers		9	AT	4		Tacoma Stars	Final	W
Sun Jan 20 5:05pm PST	San Diego Sockers		12	vs	4		Turlock Express	Final	W
Thu Feb 7 7:00pm PST	San Diego Sockers		4	AT	2		Ontario Fury	Final	W



SEASON REVIEW - RESULTS

Fri Feb 8 7:05pm PST	San Diego Sockers		12	AT	1		Turlock Express	Final	W
Fri Feb 15 7:35pm PST	San Diego Sockers		6	VS	4		Tacoma Stars	Final	W
Sun Feb 17 5:05pm PST	San Diego Sockers		9	AT	5		Tacoma Stars	Final	W
Fri Mar 1 7:35pm PST	San Diego Sockers		13	VS	2		Turlock Express	Final	W
Sun Mar 10 5:05pm PDT	San Diego Sockers		7	VS	6		Ontario Fury	Final OT	W
Fri Mar 15 7:35pm PDT	San Diego Sockers		8	VS	3		Dallas Sidekicks	Final	W
Fri Mar 22 7:05pm PDT	San Diego Sockers		9	AT	3		Turlock Express	Final	W
Sun Mar 24 1:00pm PDT	San Diego Sockers		13	AT	3		Dallas Sidekicks	Final	W
Sun Mar 31 5:05pm PDT	San Diego Sockers		8	AT	7		Tacoma Stars	Final	W
Thu Apr 4 7:00pm PDT	San Diego Sockers		10	AT	6		Ontario Fury	Final	W
Sun Apr 7 5:05pm PDT	San Diego Sockers		6	VS	5		Rio Grande Valley Barracudas	Final OT	W
Sat Apr 13 7:05pm PDT	San Diego Sockers		7	VS	6		Monterrey Flash	Final	W



SEASON REVIEW - STATS



#	Name	Pos	GP	G	A	PTS	PPGA	PIM	GWG	S%	ShB	PPG	SHG	Sh	F
19	Brandon Escoto	M	24	32	23	55	2.3	11	4	.294	16	4	0	118	28
37	Kraig Chiles	F	19	35	14	49	2.6	6	6	.330	23	7	0	103	20
11	Leonardo De Oliveira	F	23	15	25	40	1.7	0	2	.185	21	4	0	83	21
4	Christian Gutierrez	M	23	13	7	20	0.9	0	2	.173	20	2	0	77	5
7	Brian Farber	M	16	14	4	18	1.1	5	3	.438	5	0	0	32	9
9	Landon Donovan	M	8	5	11	16	2.0	2	1	.208	3	1	0	24	7
69	Luis "Pee Wee" Ortega	D	21	10	5	15	0.7	8	0	.294	7	1	0	37	11
29	Cesar Cerda	D	19	7	8	15	0.8	6	1	.269	5	1	0	31	18
18	Travis Pittman	M	23	10	4	14	0.6	9	1	.323	3	0	0	32	13
63	Hiram Ruiz	M	16	6	7	13	0.8	4	0	.214	5	0	0	28	9
77	Juan Gonzalez	D	20	6	6	12	0.6	10	0	.429	3	0	0	15	7
13	Christian Segura	M	15	6	5	11	0.7	0	1	.240	9	2	0	26	11
5	Guerrero Pino	D	16	4	5	9	0.6	4	0	.174	6	0	0	26	22
2	Taylor Walter Bond	F	19	3	6	9	0.5	13	0	.158	5	0	0	21	27
16	Eduardo Velez	F	13	5	3	8	0.6	4	1	.417	2	0	0	13	11
3	Raymundo Contreras	D	22	3	3	6	0.3	8	0	.150	6	0	0	21	42
8	Ze Roberto	D	14	1	5	6	0.4	4	0	.083	4	0	0	12	7
17	Raymundo Reza	M	7	2	0	2	0.3	2	0	.200	3	0	0	10	4

GOALIES STATS

#	Name	GP	GS	W	L	SA	GA	GAA	Sv	Sv%	SO	MP	PIM
0	Jesus Molina	2	1	1	0	19	4	2.52	15	.789	0	95:15	2
27	Boris Pardo	23	23	22	1	326	88	3.90	239	.733	0	1355:11	6



SEASON REVIEW - STATS

TEAM LEADERS

POINTS



55
ESCOTO

GOALS



35
CHILES

ASSISTS



25
DE OLIVEIRA

POWER PLAY GOALS



6
CHILES

GAME WINNING GOALS



6
CHILES

PENALTY MINUTES



13
BOND

BLOCKS



28
CONTRERAS

FOULS



42
CONTRERAS

TEAM STREAKS

WINS: 21
HOME WINS: 10
ROAD WINS: 16 (2 seasons)
OVERTIME WINS: 5
OPP. SCORING 1ST: 4

INDIVIDUAL STREAKS HEADING INTO THE PLAYOFFS

GOALS: Chiles 8, Escoto 6, & Ruiz 1

ASSISTS: De Oliveira 5, Donovan 2 & J. Gonzalez 1

POINTS: De Oliveira 9, Chiles & Donovan 8, Escoto 6, J. Gonzalez & Ruiz 1

GAME-WINNING GOALS: Escoto 2

MULTI-GOAL GAMES: Chiles 2 & Escoto 1

MULTI-ASSIST GAMES: Donovan 1





SEASON REVIEW - NOTES



SOCKERS TEAM STATISTICS - BREAKING DOWN THE NUMBERS

RECORDS WHEN...

RECORD BY DAYS OF THE WEEK:

Wed: 1-0, Thurs: 3-0, Fri: 9-0, Sat: 2-1, Sun: 8-0

RECORD BY MONTHS

Dec: 4-1, Jan: 6-0, Feb: 4-0, Mar: 6-0, Apr: 3-0

RECORD BY UNIFORMS

Navy 15-1, Sky 4-0, White 2-0, Retro 2-0

RECORD WHEN SCORING:

0 Goals: Scoring 0-0, Allowing 0-0

1 Goal: Scoring 0-0, Allowing 2-0

2 Goals: Scoring 0-0, Allowing 4-0

3 Goals: Scoring 1-0, Allowing 5-0

4 Goals: Scoring 3-1, Allowing 4-0

5 Goals: Scoring 0-0, Allowing 3-1

6 Goals: Scoring 3-0, Allowing 4-0

7 Goals: Scoring 4-0, Allowing 1-0

8 or more: Scoring 12-0, Allowing 0-0

Scoring: First: 13-1, Opponent First 10-0

PP Goal: Scoring 15-0, Not Scoring 8-1

PP Goal: Not Allowed 9-0, Allowed 14-1

SH Goal: Scoring 0-0, Not Scoring 0-0

SH Goal: Not Allowed 0-0, Allowing 0-0

MISCELLANEOUS RECORDS

Back-to-Back: 1st Game 2-0, 2nd 2-0

Leading After: 1st 12-1, Half 15-0, 3rd 19-1

Trailing After: 1st 6-0, Half 3-0, 3rd 3-0

Tied After: 1st 5-0, Half 5-1, 3rd 1-0, 4th 5-0

Overtime: 5-0

Shots: Outshoot Opp 20-1, Outshot Opp 3-0

Games Decided By 2 Or Less Goals: 11-1

Games Decided By 3 Or More Goals: 12-0

Largest Deficit To A Win: 4, 3/31, @TAC

Largest Lead To A Loss: 1, 12/22, vTAC

LAST TIME IT HAPPENED

SOCKERS:

4-GOAL GM: 12/26/18, Chiles, @DAL

3-GOAL GM: 4/13/19, Chiles & Escoto, vMON

PP GOAL: 4/13/19, Chiles, vMON

SH GOAL: 1/17/18, Ruiz, @ONT

SHOOTOUT ATTEMPT: 3/1/19, Chiles, v TUR

SHOOTOUT GOAL: ---

PK ATTEMPT: 4/7/19, Chiles, vRGV

PK GOAL FOR: 4/7/19, Chiles, vRGV

3-ASST GM: 3/24/19, De Oliveira, @DAL

20-SAVE GM: None

SHUTOUT: 11/19/17, Toth, vONT

GK GOAL: None

GK ASST: 2/15/19, Pardo, vTAC

6TH ATTACKER USED: 3/10/19, 1 goal, vONT

6TH ATTACKER GOAL: 3/10, De Oliveira vONT

SCORELESS HALF: 4/7/19, (7) (1st), vRGV

OVERTIME WIN: 4/7/19, 76-5, vRGV (Escoto)

OVERTIME LOSS: 2/20/18, 12-11, @SON (Tayou)

OPPONENTS:

4-GOAL GM: 4/13/19, Vaca, vMON

3-GOAL GM: 4/13/19, Vaca, vMON

PP GOAL: 4/13/19, Vaca, vMON

SH GOAL: 2/17/18, Arica, vFLA

S'OUT/PK GOAL FOR: 1/11/19, De Abreu, vONT

S'OUT/PK ATTEMPT: 1/13/19, Rios, vELP

3-ASST GM: 4/7/19, Martinez, vRGV

20-SAVE GM: 3/15/19, (29), Gamboa, vDAL

SHUTOUT: None

GK GOAL: 1/28/18, Reynosa, @MON

GK ASST: None

6TH ATTACKER USED: 4/4/19, @ONT

6TH ATTACKER GOAL: 3/31/19, Perera, @TAC

SCORELESS HALF: 3/22/19, (1st), @TUR

HIGHS & LOWS

Goals-Game: Sockers

High: 13 (2), @DAL, 3/24

Low: 3, vONT, 1/5

Goals-Half: Sockers

High: 8 (3), @DAL, 3/24

Low: 0 (2), vONT, 1/5

Shots-Game: Sockers

High: 41, (2), vDAL, 3/15

Low: 16, @ONT, 2/7

Shots-Half: Sockers

High: 23, @TUR, 2/8

Low: 6, @TAC, 1/18

Saves-Game: Sockers

High: 17, Pardo, @ONT, 2/7

Low: 6, Pardo, @TUR, 1/4

PIM-Game: Sockers

High: 16, @TAC, 2/17

Low: 0, vRGV, 12/16

Goals-Game: Opponents

High: 7, @TAC, 3/31

Low: 1, @TUR (2), 2/8

Goals-Half: Opponents

High: 5, @ONT, 4/4

Low: 0 (6), vTUR, 3/1

Shots-Game: Opponents

High: 33, @ONT, 12/20

Low: 10, @TUR, 1/4

Saves-Game: Opponents

High: 29, Gamboa, vDAL, 2/15

Low: 7, Martinez, @TUR, 1/4

STARS OF THE GAME

Player, #, last time

1st STAR:

Chiles, 10, 4/7

Escoto, 4, 4/13

Pardo, 3, 2/7

Ruiz, 3/22

Donovan, 3/1

Pino, 2/15

Gonzalez F., 2/8

Gutierrez, 12/16

2nd STAR:

De Oliveira, 6, 3/31

Escoto, 4, 4/7

Chiles, 2, 4/13

Donovan, 2, 3/10

Farber, 2, 1/18

Pardo, 2, 1/5

Ortega, 2/17

Gonzalez, 1, 1/11

Cerda, 1, 12/28

Gutierrez, 1, 12/26

3rd STAR:

De Oliveira, 4, 4/4

Escoto, 2, 1/13

Gutierrez, 3/22

J. Gonzalez, 3/15

Chiles, 3/1

Segura, 2/8

Farber, 1/20

Pardo, 1/18

Ortega, 1/11

Bond, 1/4






SEASON REVIEW - NOTES



SOCKERS STORYLINES



SAN DIEGO OPENS MASL PLAYOFFS ON THE ROAD, WILL HOST GAME 2 ON 4/20

San Diego will open the playoffs on the road in Game One of the Pacific Division Championship on Friday, April 19, 7:35 p.m. in Tacoma. The second game of the series will be played at Pechanga Arena San Diego on Saturday, April 20, 7:05 p.m. If the series is tied, a 15-minute mini-game will be held immediately following Game Two to decide the series winner. Playoff tickets are on sale now to the public after the Supporter Season Membership pre-sale. Prices range from \$15-\$40 with discounts available for Supporter Season Members, military personnel and groups.

SOCKERS CLAIM 3RD-STRAIGHT DIVISION TITLE & HOME-FIELD ADVANTAGE

The Sockers clinched their third straight MASL Pacific Division regular season title on March 1. San Diego, who has a league-best 23-1 record, claimed home-field advantage throughout the 2019 Ron Newman Cup playoffs with their overtime win vs. RGV on April 7. Last year, San Diego had to travel to Monterrey to play in the Western Conference Final and lost.

CAPTAIN CHILES CONTINUES HIS MAGIC

Kraig Chiles tallied a hat-trick (3-0=3) on April 13 vs. Monterrey and April 7 against RGV to close out the season. He had a 3-point (1-2=3) night vs. Ontario on April 4. He notched two goals (2-0=2), including the GWG vs. Tacoma on March 31. Chiles is currently on a 7-game goal streak and had a 5-point (3-2=5) game vs. Dallas on March 24. He had a 4-point (2-2=4) game on March 15. He led the team with 35 goals and finished second in scoring with 49 points (35-14=49). Chiles is second in the league with 6 GWG. He missed four games with a lower leg injury this season (2/8-3/1). Chiles is in his 10th season with the Sockers.

ROAD WARRIORS

The Sockers finished the season with a 12-0 on the road with wins over Ontario (3), Tacoma (3), Turlock (3), Dallas (2), and Monterrey. Dating back to last season, San Diego has won 16 straight road matches over two seasons.

LEAGUE-BEST DEFENSE

San Diego has allowed a league-best 92 goals against this season (#2. MIL, 97). The Sockers led the MASL last season (2017-18) in fewest goals allowed with 82.

NEAR PERFECT WHEN LEADING

San Diego is near perfect when having a lead after the 1st quarter (12-1), at the half (15-0), and after the 3rd quarter (19-1).

DON'T LOSE HOPE WHEN BEHIND

San Diego has not been behind much this season, but when they are they have rallied to win the game. The Sockers are 6-0 when trailing after the 1st quarter, 3-0 at the half, and 3-0 after the 3rd quarter. The largest deficit the team has overcome was a 4-0 lead by Tacoma on March 31, San Diego won the game 8-7.

OVERTIME PERFECTION

The Sockers are 5-0 in overtime games. San Diego has beaten RGV (4-3 & 6-5) and Ontario (3-2 & 7-6) twice and Monterrey (7-6) on the road in Mexico.

CELEBRATING OUR 40th ANNIVERSARY

The Sockers are celebrating their 40th anniversary this season. "Legacy of Champions Since 1978" is the slogan to be used during the marketing campaign which features a wide variety of online, game day, apparel and promo giveaway elements. The circular anniversary logo with a ribbon near the bottom incorporates elements from the team's history. The team wore the iconic 1980s MISL-era retro jerseys on January 11 and April 7.



PHOTO ROSTER



JESUS MOLINA
#0 G



TAYLOR WALTER BOND
#2 F



RAYMUNDO CONTRERAS
#3 D



CHRISTIAN GUTIERREZ
#4 M



GUERRERO PINO
#5 D



BRIAN FARBER
#7 M




ZE ROBERTO
#8 D



LANDON DONOVAN
#9 M




LEONARDO DE OLIVEIRA
#11 F



CHRISTIAN SEGURA
#13 M




EDUARDO VELEZ
#16 F



RAYMUNDO REZA
#17 M




TRAVIS PITTMAN
#18 M



BRANDON ESCOTO
#19 M




BORIS PARDO
#27 G




CESAR CERDA
#29 D



KRAIG CHILES
#37 F



HIRAM RUIZ
#63 M



LUIS "PEE WEE" ORTEGA
#69 D



JUAN GONZALEZ
#77 D





Name	Pos	Pronunciation	Last Club	How Acquired	Years/SD
2 Taylor Walter Bond	F		Tacoma	Free Agent	1st
29 Cesar Cerda	D		Las Vegas	Free Agent	3rd
37 Kraig Chiles - C	F		Chivas (MLS)	Free Agent	10th
3 Raymundo Contreras	D		Sonora	Free Agent	3rd
10 Leonardo De Oliveira	F		Ontario	Trade	1st
9 Landon Donovan	F		Leon (Liga MX)	Free Agent	1st
19 Brandon Escoto	M	S-Co-TOE	Athletico Baja	Free Agent	3rd
7 Brian Farber	M		Stockton (PASL)	Free Agent	9th
23 Eli Galbraith-Knapp	D		Athletico Baja	Free Agent	2nd
77 Juan Gonzalez	D		Ontario	Trade	1st
4 Christian Gutierrez	M		El Paso	Free Agent	1st
87 Chad Hagerty	M		Louisville (PASL)	Free Agent	3rd
o Jesus "Chuy" Molina	G		El Paso	Free Agent	3rd
69 Luis "Pee Wee" Ortega	D		Chicago	Free Agent	2nd
27 Boris Pardo	G	PAR-Dough	Kansas City	Free Agent	3rd
5 Guerrero Pino	D	Ger-eh-roh Pih-o	Kansas City	Trade	1st
18 Travis Pittman	M		NY Cosmos (USL)	Free Agent	1st
17 Raymundo Reza	M	RAY-Za	Albion (NPSL)	Free Agent	4th
8 Ze Roberto	D		Harrisburg (MISL)	Free Agent	7th
20 Manuel Rojo	D		El Paso	Free Agent	1st
63 Hiram Ruiz	M		Sonora	Free Agent	2nd
13 Christian Segura	M		Sonora	Free Agent	1st
23 Juan Topete	D	Toe-Pet-TA	Ontario	Free Agent	3rd
16 Eduardo Velez	F		Tijuana (PASL)	Free Agent	7th



NUMERICAL ROSTER

#	Name	POS	Height	Weight	Birthdate	Home Town
0	Jesus Molina	G	5' 11"	170 lbs	Jan 17, 1976	Santa Rosa, CA
2	Taylor Walter Bond	F	6' 2"	200 lbs	Sep 10, 1988	St. Charles, IL
3	Raymundo Contreras	D	6' 1"	183 lbs	Jun 11, 1988	Hermosillo, Sonora, Mexico
4	Christian Gutierrez	M	5' 10"	175 lbs	Mar 21, 1991	Tijuana, Mexico
5	Guerrero Pino	D	5' 11"	186 lbs	Oct 5, 1990	Parral, Mexico
7	Brian Farber	M	5' 8"	165 lbs	Apr 15, 1982	Sandpoint, ID
8	Ze Roberto	D	5' 7"	153 lbs	Jul 13, 1978	Brazil
9	Landon Donovan	M	5' 7"	152 lbs	Mar 4, 1982	Ontario, CA
11	Leonardo De Oliveira	F	6' 0"	190 lbs	Nov 18, 1988	Rio De Janeiro, Brazil
13	Christian Segura	M	5' 5"	149 lbs	May 23, 1991	Hermosillo, Sonora, Mexico
16	Eduardo Velez	F	5' 9"	147 lbs	Oct 13, 1981	Tijuana, MX
17	Raymundo Reza	M	5' 10"	175 lbs	May 7, 1989	Denver, CO
18	Travis Pittman	M	6' 1"	177 lbs	Mar 22, 1991	Manassas, VA
19	Brandon Escoto	M	5' 4"	144 lbs	Jan 22, 1994	Tijuana, MX
27	Boris Pardo	G	6' 0"	190 lbs	Mar 22, 1984	Queens, NY
29	Cesar Cerda	D	5' 10"	155 lbs	Apr 14, 1993	Saltillo, MX
37	Kraig Chiles - C	F	5' 11"	185 lbs	May 13, 1984	Poway, CA
63	Hiram Ruiz	M	5' 8"	159 lbs	Apr 16, 1988	Hermosillo, Sonora, Mexico
69	Luis "Pee Wee" Ortega	D	5' 6"	130 lbs	Feb 4, 1992	Chicago, IL
77	Juan Gonzalez	D	5' 10"	170 lbs	Nov 9, 1989	San Jose, California



PLAYER BIOS



Jesus Molina #0 Goalkeeper

A seasoned veteran, Jesus "Chuy" Molina gives the Sockers a reliable and tested backup to Boris Pardo in goal. Acquired as a free agent on February 6, 2019, he last played for the El Paso Coyotes in the 2017-18 season. He made three appearances and two starts for the Sockers in 2015-16, posting a 2-0 record with a 3.71 GAA and .770 save percentage. Molina is well known to Sockers fans as an adversary, starting against them as the primary keeper for the California Cougars, Anaheim Bolts and Las Vegas Legends over five seasons prior to joining San Diego. In his best season, Molina backstopped the 2008-09 Stockton Cougars to the inaugural PASL championship, leading the league in wins (11) and saves (278). Jesus was born in San Nicolas, Mexico.



Taylor Bond #2 Midfielder

Taylor Walter Bond begins his first season with the San Diego Sockers, looking to build upon his reputation as a top MASL forward. In 2017-18, Bond split time between the Tacoma Stars and Cedar Rapids Rampage, combining to score 17-7=24 points in 21 games. Bond's best campaign came with the Chicago Mustangs in 2016-17, scoring 40 goals (40-14=54 points) in 20 games played. For his MASL career, Bond has 88-27=115 points in 71 career regular season games played. Bond has also featured with the US National Arena Soccer Team over the past two seasons. Taylor won three titles with the Chicago Fire PDL team, and has logged time abroad starring with Sandviken in Sweden. His accolades include competing with the USA national futsal team. Bond is a St. Charles North alum with all-conference and all-sectional selections, and scored nearly 50 goals in his career. Walter is the last name of Bond's stepfather, Stephen Walter, who raised Bond.



Raymundo Contreras #3 Defender

Veteran defender Raymundo Contreras returns to the Sockers' back line for the 2018-19 season, bringing size and skill to the San Diego defense. In his debut campaign with the Sockers, Contreras posted 4-1=5 points in 21 regular season games, adding 1-1=2 points in four postseason games. Contreras joined San Diego after two seasons with Soles de Sonora, where he helped lead the Soles to back-to-back MASL championship game appearances, netting 16-9=25 points in 35 regular season games and 1-1=2 points in 13 playoff games. Prior to playing indoors, he was a member of the Third Division Búhos de Hermosillo (2004-2005). Santos Branch of Brazil, based in Phoenix, USA (2006-2007). Liga de Ascenso: Dorados de Sinaloa (2008-2010) and Xolos de Tijuana (2010).



Christian Gutierrez #4 Midfielder

Tijuana native Christian Gutierrez returns to his home region to play for the San Diego Sockers in 2018-19 after proving himself as a prolific goal scorer in his first two MASL seasons. IN 2017-18, playing for the El Paso Coyotes, Gutierrez lit the lamp with regularity, tallying 36 goals and 12 assists (36-12=48 points) in 22 games played. Gutierrez's 36 goals ranked fourth in the MASL. In 2016-17 with Atletico Baja, Gutierrez's 50 goals were good for third in the league. Overall in 62 regular season MASL games, Gutierrez has accrued 113-33=146 points. With 523 career shots on goal, Gutierrez has proven his reputation as a sniper who can score from anywhere in the offensive zone.



PLAYER BIOS



Guerrero Pino #5 Defender

Entering his third season in the MASL, defender Guerrero Pino makes his San Diego Sockers debut in 2018-19 after being acquired via trade in the offseason. The Sockers received Pino from the Missouri Comets in a three-team deal which sent veteran forward Matt Clare to the Tacoma Stars. Playing midfield in Missouri the past two seasons, Pino recorded 22-13=35 points in 40 games. In 2017-18, Pino led the Comets with 23 blocked shots. Pino's college career at the University of Missouri Kansas City (UMKC) saw him play central defender, earning team MVP awards in his freshman and sophomore seasons. A Parral, Mexico native, Pino will feature in the back for San Diego in 2018-19 but may see some power-play time.



Brian Farber #7 Midfielder

Indoor soccer veteran Brian Farber begins his ninth season with the San Diego Sockers, looking to build off his best campaign in years. After suffering through a chronic knee condition which limited his availability and effectiveness for multiple seasons, Farber returned to health in 2017-18, playing in fifteen games with the Sockers, his highest total since the 2011-12 season, and contributing 12-2=14 points. The PASL MVP in 2008-09 with the Stockton Cougars, Farber in 199 career games over three leagues (MISL, PASL, MASL) has totaled 209 goals and 118 assists (209-118=327 points), earning first-team all-PASL honors with the Sockers in 2011-12 and 2012-13. Farber has won three championships in San Diego (2010-11, 11-12, 12-13).



Ze Roberto #8 Defender

Continuing a pro indoor soccer career which has spanned the last two decades, Ze Roberto brings incomparable experience and wisdom to the Sockers back line, where he has been a stalwart for the past decade. In 2017-18, the 40-year-old Roberto drew into 12 games in the starting lineup, contributing four assists to the team stat line while often marking the opponent's top attacker. Ze first took the field in pro indoor soccer in 2000-01 for the Harrisburg Heat, and has played in the NPSL, MISL, PASL and MASL during his career. In 286 career games with Harrisburg, Philadelphia, Detroit and San Diego, Roberto has compiled a stat line of 65-97=162 points. Ze coaches with SDFA in the offseason and is married to his wife, Heather, with five children: Gabriel, Thais, Tiago, Tatiana, and Zico.



Landon Donovan #9 Forward

Donovan joins the Sockers after a brief stint with Mexico's Club León. Prior to that, he played 14 seasons in the MLS with both LA Galaxy and San Jose Earthquakes, during which time he won 6 MLS Cups and became the league's all-time top scorer. Donovan has also made 157 appearances with the US Men's National Team and is the highest scoring male soccer player in US World Cup History. Donovan (5-11=16) had a 4-point game on March 10, including the game-winning assist in overtime. He finished with an 8-game point streak and scored a goal in four of the eight matches he played. He was rested on April 7. The Sockers have had an increase in attendance since adding Landon Donovan. Here are the average attendance figures: Before LD - 2,630, After LD - 5,708.



PLAYER BIOS



Leonardo De Oliveira #11 Forward

A classic post-up “target” forward, Leonardo De Oliveira brings his considerable offensive talent to the San Diego Sockers for the first time in 2018-19. The centerpiece of a blockbuster offseason trade, De Oliveira was acquired by the Sockers in a four-player deal with the Ontario Fury, which also saw Juan Gonzalez join the team in exchange for goalie Chris Toth and forward Andrew Lorei. The 30-year-old Brazilian was restricted to 13 games with the Fury in 2017-18 due to injury, but still fashioned 13 goals and 15 assists (13-15=28 points), finishing fourth on the team in scoring. De Oliveira’s best season in the MASL came in 2016-17 with Ontario, scoring 31-20=51 points in 19 games, leading the team in goals, assists and points.



Christian Segura #13 Forward

High scoring forward Christian Segura was a free agent acquisition for the San Diego Sockers prior to the 2018-19 season. Expected to transition from the front line to midfield in San Diego, Segura has been a dangerous scorer throughout his MASL career, averaging a goal per game. The 27-year-old played for Soles de Sonora the past three seasons, helping the Soles to back-to-back MASL championship game appearances in 2015-16 and 2016-17. In 2017-18, Segura netted a career-high 22 goals in 22 games (22-9=31 points), finishing fourth on the team in scoring. In his 67-game MASL career, Segura has 67 goals and 25 assists (67-25=92 points). Segura has added 13-9=22 points in 21 career playoff games.



Eddie Velez #16 Defender

A mainstay of the Sockers’ back line throughout the 2010s, Eduardo “El Vaquero” Velez was re-signed to a multi-year deal in the offseason, ensuring he will remain in San Diego for the rest of his pro career. In 2017-18, Velez drew into 14 regular season and all four postseason contests, scoring 3-4=7 points while adding a postseason assist. In eleven pro seasons between the MISL, PASL and MASL, Velez has totaled 105-97=202 points in 153 regular season games. A former co-owner and director of operations for Revolucion Tijuana, Velez was the PASL points leader in 2010-11. A Tijuana native, the 37-year-old lives in Chula Vista with his wife Griselda, their two daughters, Islah (16) and Marina (14), and son Eduardo “Lalito” (5).



Raymundo Reza #17 Defender

Veteran Raymundo Reza enters his seventh season in the Sockers’ midfield, providing important depth and toughness. In 2017-18, Reza drew into 11 games for San Diego, scoring 3-2=5 points. In his Sockers career, Reza has 43-35=78 points in 93 PASL and MASL games. His career-best year came in 2013-14, when Reza scored 13-11=24 points in 16 games. A college star at San Diego State University, Reza started the final 55 games of his career with the Aztecs, scoring 20 goals and earning first-team All Pac-10 and second-team NSCAA All-Far West Region honors. After his senior year at SDSU, Reza was selected by the MLS Portland Timbers in the second round of the 2011 supplemental draft. A Denver, Colorado native, Reza, 29, is a competitive youth coach with Cardiff Mustangs and lives in San Diego.



PLAYER BIOS



Travis Pittman #18 Midfielder

Acquired late in the offseason as a free agent pickup, Travis Pittman seeks to make his mark in the sport of indoor soccer on the West coast as he returns from the outdoor game. Pittman last appeared in the MASL with the Baltimore Blast, and previously ran with the Wichita B52s in 2013 and 2014. In his 47-game arena soccer career, Pittman has totaled 28-23=51 points. Pittman's outdoor resume includes being a four-year starter at West Virginia University, United Soccer League's Richmond Kickers in 2016 and FC Wichita of the National Premier Soccer League in 2017. As a youth player, he competed with the United States Youth National Teams at the U-14, U-16, and U-18 levels. Pittman hails from Manassas, Virginia.



Brandon Escoto #19 Midfielder

With a potent left foot and an unerring level of competitiveness, Brandon Escoto has established himself as one of the top players in the MASL and a key component of the San Diego Sockers attack. The 24-year-old Tijuana native begins his third campaign with the Sockers, having finished second on the team in scoring (18-16=34 points) during the 2017-18 season. Escoto added 2-4=6 points in four playoff contests. In 57 career MASL games with the Sockers and Atletico Baja, Escoto has collected 53-34=87 points, averaging just under a goal per game. The tiny yet durable forward can often be seen picking himself off the carpet after drawing a foul, yet he has never missed a regular season Sockers game, appearing in all 42 contests in which he was available.



Boris Pardo #27 Goalkeeper

WA seasoned veteran of the indoor game who has apprenticed behind some of the top keepers in the MASL, Boris Pardo is poised for a breakout season as he inherits the net in San Diego for the 2018-19 season on a full-time basis. In 2017-18, splitting goalkeeping chores with Chris Toth, Pardo started ten games for the Sockers, posting a 9-0-1 record with a league-leading goals against average (GAA) of 3.70. Pardo finished third in the MASL in save percentage (.747%), contributed a pair of assists to the offense, and was named to the All-MASL Third Team. In seven seasons covering 64 starts, Pardo has fashioned a record of 41-22, a 5.77 GAA and a .693 save percentage, highlighted by a 16-3 season with the Missouri Comets in 2015-16, in which he was the runner-up for league Goalkeeper of the Year. The 34-year-old New Jersey native starred in net for Seton Hall University, setting the school record for shutouts.



Cesar Cerda #29 Defender

Signed to a multi-year deal prior to the season, 25-year-old defender Cesar Cerda enhances the Sockers' youth and skill along the back line as he begins his third year in San Diego. Cerda burst onto the MASL scene as a 19-year-old with Saltillo in 2013-14, netting 18-13=31 points in 16 games. Cesar matched his career-high in points in the 2015-16 with the Las Vegas Legends, accruing 14-17=31 points in 19 games. In 2017-18 with the Sockers, Cerda contributed 6-7=13 points in 21 games, as he was asked to focus more on defense and goal prevention. In four playoff games, Cerda added two goals and an assist, helping lead the Sockers to the MASL Western Conference Final. In his 92-game pro indoor career, Cerda has compiled 60 goals and 57 assists (60-57=117 points).



Kraig Chiles #37 Forward

One of the most dominant scorers in this era of indoor soccer, Kraig Chiles enters the 2018-19 season as the Sockers all-time leading goal scorer. Despite being held to 19 starts in the 2017-18 season, Chiles still led the Sockers in goals (38) and points (55), and was named to the all-MASL Second Team. It was Chiles' ninth consecutive season of 28 or more goals scored. A first-team all-MASL selection in 2016-17, Chiles finished with 39 goals (4th in the MASL), and 12 assists for 51 points (4th). In his nine-year career, Chiles has 353 goals and 502 points between the PASL and MASL, the highest totals for any active player. In 2016-17, he surpassed Sockers legend Branko Segota (298) as the all-time goal-scoring leader. In 2012-13 Chiles set new PASL records for goals (56) and points (72). Kraig was a starting forward for the U.S. Futsal National Team and star forward of the Team USA Indoor team. A San Diego native, the Poway High, and San Diego State University graduate started 59 straight games at SDSU and tallied 22 goals in three seasons from 2006-2008. He was drafted out of college by Chivas USA of MLS, playing one season with Chivas. Kraig, 34, and his wife Stacy have twin boys Brady & Austin and daughter Peyton. Kraig is currently the Director of Coaching for the Cardiff Mustangs, located in Cardiff by the Sea.



Hiram "Pollo" Ruiz #63 Midfielder

Entering his second season in San Diego, high scoring midfielder Hiram "Pollo" Ruiz looks to solidify his position as one of the top midfielders in the Sockers lineup. In his debut campaign for San Diego, Ruiz played in 21 of 22 MASL 2017-18 regular season contests, scoring 12-9=21 points. Ruiz added three goals and an assist in four playoff games. In 66 career MASL contests with Las Vegas, Sonora and San Diego, Ruiz has totaled 59-30=89 points, and has continued his production in playoff games, with 14-8=22 points in 17 contests. Ruiz played in the League of Ascend MX with Black Lions of the University of Guadalajara, with which he won the championship in 2014. He participated in the MX Cup and with the Second Division he played with Deportivo Los Altos and Colos de Colima Sports Club.



Luis "Pee Wee" Ortega #69 Midfielder

Tenacious defender Luis "Pee Wee" Ortega seeks to stymie and frustrate opponents in the defensive zone, while contributing to the offense when needed. In his debut season with the Sockers in 2017-18, Ortega was held to ten games by injury, but posted five assists (0-5=5 points) while helping San Diego to post the top defense in the Western Conference. In six PASL/MASL seasons with Chicago, Rockford and San Diego, Ortega has netted 43-54=97 points in 74 games played. His top year came in 2013-14 with the PASL Chicago Mustangs, scoring 18-13=31 points. The 26-year-old defender is a Chicago, Illinois native.



Juan Gonzalez #77 Defender

Acquired in a trade with the Ontario Fury, Juan Gonzalez looks to bolster the Sockers' depth and defense in his first season with San Diego. The identical twin brother of former Sockers defender Felipe Gonzalez, Juan played in all 22 regular season games for the Fury in 2017-18, scoring 7-6=13 points. During a seven-year indoor soccer career, Gonzalez has totaled 29-26=55 points while playing for the Anaheim Bolts, Las Vegas Legends, Turlock Express and the Fury. Gonzalez was acquired during the offseason along with forward Leonardo De Oliveira in exchange for goalkeeper Chris Toth and forward Andrew Lorei.



COACHING STAFF



Phil Salvagio: Head Coach

Born in New York, but raised in Florida, Phil attended Nova University in Fort Lauderdale where he earned his degree in Accounting. Before settling down in the insurance industry, Phil was drafted to play professional soccer in California in 1993. After two years as the San Diego Sockers' goalie, Phil turned in his jersey for a suit and started his career in the insurance industry in 1997. When colleagues and friends David Pike and Carl Savoia purchased the Sockers in August of 2008, Salvagio was named Sockers head coach. In five seasons Phil guided the Sockers to a 72-10 PASL regular season record and four consecutive championships from 2009-13, earning Coach of the Year honors in 2010-11 and 2011-12. When he's not coaching the Sockers or running his many businesses, Phil enjoys boating and camping with his wife and three daughters.



Rene Ortiz: Assistant Coach

Rene returns to the Sockers as an assistant coach. The Anaheim native signed with the Sockers at the age of 17 in 1987. As a member of the Sockers Reserves, he won the Mitre National Amateur Championship and was named the Tournament MVP. Ortiz made the senior squad and won three consecutive MISL titles. He continued his career by playing four years with the NPSL's Milwaukee Wave. He appeared in the 1994 NPSL All-Star Game with Sockers GM Sean Bowers. He returned to San Diego to play three more years with the team in the CISL. In 1996, Rene was drafted by the MLS' Dallas Burn and played two outdoor seasons with the club. He finished his career indoors in 2000 after playing for five more teams in various leagues. After retiring, he obtained his USSF "B" coaching license and graduated in 2005 from San Diego State with a Bachelor's degree in Kinesiology. In 2002 Ortiz was named head coach of the Mexican Indoor National Team, a position he continues to hold. He also coached the MASL's La Raza de Monterrey in 2009 and Atletico Baja in 2016 and 2017. Currently, he teaches Phys Ed at Hilltop High School and coaches the girls' varsity soccer team. In October 2017, he led the Mexican World Mini-Football team to a second-place finish in the WMF World Cup in Tunisia. He is married to Monica and they have two daughters, Sofia Alexandra and Alyssa.



Ray Taila: Assistant Coach

Riyadh Wilson Taila moved to the United States in 1978. Taila, who goes by the nickname Ray, started his soccer career as a young boy and enjoyed playing for his high school and college teams. After college, Taila became a professional soccer player for the Futbol Rapido League in Puebla, Mexico, winning a championship in 1994. He then moved to San Diego, where Ray played two seasons for the CISL version of the San Diego Sockers. Taila returned to his alma mater of United States International University from 1995 to 1998 as head coach of the men's and women's soccer teams. Taila has also coached youth club soccer, high school teams, and soccer camps in the San Diego community. Ray has served as the head coach of the Sockers Reserves for the past four seasons, the Sockers' developmental team. When Taila is not coaching soccer, he spends time with his wife Kathleen and three children, Emma Ray, Charlotte Ray, and Jack Wilson. Ray also holds a Real Estate and Mortgage License and enjoys working in the business.



COACHING STAFF



Victor Melendez: Goalkeeper Coach

This is his second season as the Sockers goalkeeper coach. He brings a wealth of playing and coaching experience including holding a USSF "A" Coaches License. After playing two years professionally in Mexico for two seasons, the Guadalajara, Mexico native has been coaching for the past 28 years. His credentials include being Cal-South Instructor, Region IV Goalkeeping Coach, ADOC Crusaders coach, USSF Regional Instructor, assistant coach Atletico Baja, Mexican World Mini Football Federation assistant coach, and on the staff of the San Diego City College soccer program. Off the field, Victor studied Mechanical Electrical Engineering in college. He is married to Victoria and has three sons Tony, Erick, and Ivan.



Chiky Luna: Director, Player Personnel

The San Diego native, Miguel Luna hangs up his boots joined the revamped Sockers front office last season. After contributing as a core member of 4 Sockers' Championship winning teams, he now focuses on maximizing current player performance. Chiky, a clutch performer throughout his Sockers career, brings experience to his role within the Sockers organization. In addition to his Sockers role, Chiky has used his entrepreneurship talents to launch the CaliFino Tequila, a high-end line.



Sean Bowers: General Manager

Sean Bowers holds a diverse athletic background and his playing experience is as vast as his time as a coach. Bowers retired as a member of the San Diego Sockers in 2009-10 with the PASL as well as in 2005 with the MASL. He is the only person in NPSL/MISL history to achieve at least 1000 blocks and 1000 points. He was a 2002/2003 MISL All-Star and the league's Defender of the Year with the Baltimore Blast. Bowers was a 3-time Defender of the Year in the MISL. He played for the Kansas City Wizards from 1996-99 in the MLS, and earned the team's Defender of the Year award twice. He also served as Wizards' team captain for the 1999 season. Bowers has also been a member of the U.S. National Futsal Team since 1995, earning 36 international caps. He has been the team's captain 1998-2004. The team won the 2004 CONCACAF gold medal and played in the 2004 World Cup in Taiwan. He also saw time with the Detroit Rockers of the NPSL from 1991-95 and 2000-01; he was the league's Rookie of the Year as the Rockers won the 1991-92 NPSL championship. He was a four-time NPSL All-Star and three-time Defender of the Year. To honor his play at Quincy College (Ill.), Bowers was inducted into the college's Soccer Hall of Fame, in 2007.



PLAYOFF TEAMS - TACOMA



#	Name	POS	Height	Weight	Birthdate
2	Chase Hanson	D	5' 9"	165 lbs	Oct 30, 1992
3	Cory Keitz	D	6' 0"	170 lbs	Sep 7, 1989
4	Troy Peterson	D	6' 0"	180 lbs	Jul 26, 1993
8	Philip Lund	M	5' 11"	165 lbs	Sep 5, 1989
9	Derek Johnson	M	6' 1"	180 lbs	Jul 20, 1992
10	Nick Perera	F	6' 3"	200 lbs	Jun 5, 1986
14	Vince McCluskey	F	6' 1"	192 lbs	Mar 23, 1992
16	Joseph Cairel	M	5' 9"	170 lbs	Jun 26, 1991
17	Joey Gjertsen	M	5' 9"	155 lbs	Jun 13, 1982
19	Dan Antoniuk	F	6' 3"	205 lbs	Jan 23, 1981
20	Sanaldo Carvalho	G			
21	Adam West	D			
23	Raphael Cox	M	5' 7"	155 lbs	Jul 7, 1986
24	Danny Waltman	G	6' 0"	185 lbs	Sep 19, 1981
25	Micheal Ramos	M	6' 0"	170 lbs	Jan 29, 1991
27	Lamar Neagle	M			
55	Mike Palmerin	M			
77	Alex Megson	F	5' 9"	165 lbs	May 11, 1986
80	Pablo Da Silva	D	5' 9"	170 lbs	Aug 29, 1980
82	Jonathan Greenfield	D	6' 1"	175 lbs	Feb 18, 1982

#	Name	Pos	GP	G	A	PTS	PPGA	PIM	GWG
10	Nick Perera	F	24	39	41	80	3.3	12	2
25	Micheal Ramos	M	24	27	18	45	1.9	4	1
8	Philip Lund	M	19	15	7	22	1.2	0	2
17	Joey Gjertsen	M	22	10	10	20	0.9	0	0
80	Pablo Da Silva	D	17	7	10	17	1.0	6	1
4	Troy Peterson	D	24	4	7	11	0.5	6	0
14	Vince McCluskey	F	24	7	3	10	0.4	2	1
2	Chase Hanson	D	23	3	6	9	0.4	8	0
21	Adam West	D	9	8	0	8	0.9	2	2
3	Cory Keitz	D	16	6	2	8	0.5	2	0
16	Joseph Cairel	M	18	6	2	8	0.4	8	1
23	Raphael Cox	M	14	4	4	8	0.6	4	0
19	Dan Antoniuk	F	10	4	3	7	0.7	0	0
9	Derek Johnson	M	14	3	2	5	0.4	2	1
27	Lamar Neagle	M	6	1	4	5	0.8	0	0
55	Mike Palmerin	M	9	1	1	2	0.2	2	0
82	Jonathan Greenfield	D	7	0	2	2	0.3	2	0
77	Alex Megson	F	14	1	0	1	0.1	4	0

GOALIES STATS

#	Name	GP	GS	W	L	SA	GA	GAA
24	Danny Waltman	15	15	7	7	222	84	5.68
20	Sanaldo Carvalho	7	7	4	2	100	38	5.49



PLAYOFF TEAMS - WEST



#	Name	POS	Nickname	Home Town
77	Brayan Aguilar	F		Monterrey, NL
29	Brayan Martínez	F		Monterrey
7	Carlos Farias	F	Chile	Santiago, Chile
2	Carlos Pichardo	D		Mexico City, Mexico
3	Damian Garcia	D		Monterrey, Nuevo Leon, Mexico
10	Daniel Lopez	F		Mexicali, Baja California, Mexico
30	Diego Reynoso	G		Mexico, DF
28	Edgar Flores	F/M	Chapa	Monterrey, NL
20	Edgar González	F	Torrez	Torreón, Coah.
9	Enrique Canez	M		Hermosillo, Sonora, Mexico
18	Erick Flores	F/M	Kire	Monterrey, NL
12	Erick Rosas	M		Hermosillo, Sonora, Mexico
15	Franck Tayou	F		Camerún
5	Héctor Vallejo - A	D	Gota	Monterrey, NL
58	Jorge Rios	M	Parreha	S.L.P., Mexico
17	Juventino Morales	G		Monterrey, NL
25	Marco Antonio Tovar	D		Monterrey
8	Miguel Vaca	M/D		Guadalajara, Mexico
4	Roberto Escalante	D		Hermosillo, Sonora, Mexico
70	Uzi Tayou	D		Bandjoun, Camerún



#	Name	POS	Birthdate	Height	Weight
1	Martin Cruz	G			
2	Oswaldo Medina Gonzalez	D	Jan 2, 1975	5' 5"	175 lbs
3	Genoni Martinez	D	Feb 2, 1975	5' 9"	191 lbs
5	Emmanuel Aguirre	D	Feb 17, 1994	6' 0"	170 lbs
6	Gustavo Rosales - C	D	Feb 26, 1981	5' 5"	
7	Carlos Hernández	M	May 29, 1990	5' 4"	145 lbs
8	Erick Jhon Ponce	M	Dec 27, 1986	6' 0"	175 lbs
10	Efrain Martinez	M	Mar 18, 1985	5' 9"	160 lbs
12	Diego Zuñiga	M	Jan 7, 1990	5' 11"	165 lbs
13	Yotsi Martinez	F	Apr 13, 1987	5' 7"	
14	Luis Saúl Ramírez	F	Dec 5, 1987	5' 10"	170 lbs
19	Oscar Ventura	F	Mar 20, 1983	5' 10"	177 lbs
21	Diego Angel Arriaga	G	Aug 11, 1988	5' 7"	165 lbs
22	Moises Gonzalez	M	Mar 5, 1992	5' 11"	200 lbs
23	Fidel Garcia	G	May 17, 1981	5' 7"	161 lbs
24	Ismael Pineda	D	Jan 6, 1989	5' 7"	161 lbs
27	Carlos Portales	F	Apr 21, 1994	5' 8"	167 lbs
29	Mitchell Cardenas	D	Jan 8, 1991	6' 1"	185 lbs
32	Rodrigo Tinoco	M	Jun 22, 1987	5' 3"	145 lbs
88	Topiltzin Mendez	M	Jan 13, 1985	5' 6"	170 lbs



PLAYOFF TEAMS - EAST



#	Name	POS	Birthdate	Height	Weight
0	William Vanzela	G	Mar 1, 1985	5' 11"	205 lbs
2	Mike Zierhoffer	G	Mar 9, 1995	6' 5"	200 lbs
4	Andrew Hoxie	F	Oct 8, 1986	6' 4"	205 lbs
9	Sylla Salifou	F/M	Jun 6, 1994	5' 8"	130 lbs
11	Tony Donatelli	M	Jun 7, 1984	6' 0"	180 lbs
12	Adriano Dos Santos	D	May 19, 1987	6' 3"	183 lbs
13	Jereme Raley	D	Jul 16, 1992	5' 9"	165 lbs
14	Ibrahima Keita	D	Sep 26, 1989	6' 0"	157 lbs
15	Juan Galvis	F	Feb 28, 1990	5' 6"	163 lbs
16	Sam Guernsey	D	Mar 17, 1993	5' 9"	145 lbs
17	Jamie Thomas	F	May 22, 1992	5' 7"	155 lbs
18	Mohamed Ndiaye	M/D	Jul 28, 1997	6' 3"	195 lbs
19	Marco Nascimento	D	Mar 30, 1992	6' 0"	177 lbs
20	Mike Deasel	D	Aug 21, 1989	5' 9"	180 lbs
21	Jon Orlando	F	Aug 24, 1987	5' 8"	165 lbs
22	Juan Pereira	F	Jun 15, 1991	5' 10"	175 lbs
23	Jonatas Melo	M	Oct 25, 1988	5' 7"	147 lbs
26	Elton de Oliveira	D	Aug 25, 1985	6' 0"	183 lbs
28	Vinicius Dantas	F	Sep 14, 1989	6' 1"	200 lbs
30	Daniel Oliveira	F/M	May 31, 1992	5' 9"	162 lbs



#	Name	POS	Birthdate	Height	Weight
1	Bryan O'Quinn	G	Feb 4, 1980	5' 11"	185 lbs
2	Ben Ramin	D	Aug 30, 1993	6' 2"	175 lbs
4	Nate Bourdeau - A	M	Aug 10, 1990	5' 9"	150 lbs
5	Domenico Vitale	D	Jul 20, 1989	5' 11"	175 lbs
6	Vittorio Petrera	D	Jul 5, 1982	5' 7"	175 lbs
8	Mohamed Kenawy	F/M	Nov 5, 1996	5' 9"	159 lbs
9	Lucas Heffron	M	Mar 13, 1989	5' 11"	170 lbs
12	Christian Esposito	G	Jun 11, 1994	6' 0"	173 lbs
13	Bo Jelovac - C	F	Oct 3, 1987	6' 3"	200 lbs
20	Mauricio Salles	F	Mar 1, 1978	6' 2"	190 lbs
21	Darren Toby	D	Jan 18, 1982	5' 10"	195 lbs
22	Andrew Coughlin	G	Jun 23, 1993	6' 0"	175 lbs
23	Logan Roberts	D	May 5, 1994	6' 1"	165 lbs
27	Joey Tavernese	F	Jul 17, 1989	5' 9"	155 lbs
28	Freddy Moojen	F	Feb 25, 1983	6' 0"	175 lbs
42	Jake Schindler	D	Dec 23, 1987	5' 11"	205 lbs
44	Liam Callahan	M	Mar 1, 1994	5' 9"	160 lbs
77	Stephen Deroux	D	Dec 13, 1983	5' 10"	165 lbs
85	Lucio Gonzaga	M	Aug 7, 1980	5' 9"	183 lbs
99	Slavisa Ubiparipovic	F	Mar 20, 1987	5' 10"	160 lbs



PLAYOFF TEAMS - EAST



#	Name	POS	Birthdate	Height	Weight
3	Chad Vandegriffe	D	Nov 24, 1989	6' 1"	182 lbs
6	Guilherme Veiga	D	Apr 21, 1984	6' 0"	185 lbs
7	Hans Denissen	M	Mar 9, 1984	5' 11"	171 lbs
8	Luan Oliveira	M	Jan 18, 1991	5' 7"	145 lbs
9	Robert Renaud	F	Aug 14, 1993	5' 8"	185 lbs
10	Ricardinho Sobreira	M	Jan 6, 1989	5' 7"	122 lbs
12	Stuart Grable	D	Sep 26, 1989	5' 9"	165 lbs
14	Alex Bradley	M	Jun 21, 1993	6' 0"	175 lbs
16	Drew Ruggles	D	Jul 28, 1992	6' 0"	164 lbs
18	Isaac Pereyra	F	Jan 30, 1997	5' 5"	150 lbs
23	Daniel Chamale	D	Mar 16, 1993	5' 11"	172 lbs
24	Max Ferdinand	F	Nov 4, 1986	5' 11"	170 lbs
25	Andrew Wiedabach	M	Oct 4, 1990	6' 1"	175 lbs
26	Ian Bennett	F	Aug 27, 1983	5' 8"	162 lbs
28	Angel Curiel	F/M	Jan 22, 1989	5' 10"	145 lbs
30	Josh Lemos	G	May 4, 1989	6' 0"	200 lbs
75	Jonatan Santos	D	Aug 28, 1984	5' 11"	180 lbs
77	Marcio Leite	D	Aug 5, 1984	6' 0"	166 lbs
82	Rafael Dias	G	Dec 3, 1982	6' 0"	240 lbs
99	Andre Hayne	F	Nov 30, 1990	6' 3"	212 lbs

#	Name	POS	Height	Weight	Birthdate
3	James Togbah	D	5' 10"	170 lbs	Oct 27, 1995
4	Alain Matingou	D	6' 1"	180 lbs	Dec 14, 1984
5	Ramone Palmer	F	5' 7"	140 lbs	Jan 27, 1989
6	Adam James	F	5' 11"	180 lbs	Mar 7, 1996
8	Tim Kloster	D	5' 10"	170 lbs	Sep 4, 1992
9	Bryan Perez - C	M	5' 9"	165 lbs	Nov 1, 1987
10	Lucas Rodriguez	M	5' 5"	160 lbs	Feb 8, 1986
11	Kiel Williams	F	5' 9"	170 lbs	Oct 27, 1988
13	Steven Hamersky	G	6' 2"	175 lbs	Jun 30, 1993
14	Leo Gibson	F	5' 6"	160 lbs	Aug 9, 1983
18	Kevin Ellis	M	5' 9"	159 lbs	Jun 30, 1991
19	John Sosa	D	5' 9"	185 lbs	Oct 22, 1988
20	Stefan Stokic	F	5' 9"	150 lbs	Jun 20, 1985
22	Anthony Grant	F	5' 9"	170 lbs	Aug 4, 1989
23	Ignacio Flores	D	5' 10"	165 lbs	Sep 23, 1992
24	Mirko Sandivari	D	5' 10"	170 lbs	Jun 15, 1991
27	Gui Gomes	F	5' 9"	185 lbs	Feb 28, 1992
28	Byron Alvarez	F	5' 9"	155 lbs	Oct 21, 1978
51	Robert Palmer	D	5' 10"	175 lbs	Jan 15, 1989
99	Mark Saxby	G	6' 0"	175 lbs	Apr 28, 1989



SEASON REVIEW - STANDINGS

EASTERN

[MORE](#)

Team	GP	W	L	W%	GF	GA	Diff	Away	Home	Streak
1 y • Utica	24	17	7	.708	162	119	+43	8 - 4	9 - 3	W 1
2 x • Baltimore	24	17	7	.708	145	103	+42	7 - 5	10 - 2	W 2
3 o • Harrisburg	24	11	13	.458	146	158	-12	2 - 10	9 - 3	W 3
4 o • Mississauga	24	4	20	.167	120	184	-64	1 - 11	3 - 9	L 5

SOUTH CENTRAL

Team	GP	W	L	W%	GF	GA	Diff	Away	Home	Streak
1 y • Milwaukee	24	21	3	.875	187	97	+90	10 - 2	11 - 1	W 8
2 x • Kansas City	24	13	11	.542	174	163	+11	6 - 6	7 - 5	L 1
3 o • St. Louis	24	10	14	.417	142	171	-29	5 - 7	5 - 7	OTL 1
4 o • Orlando	24	9	15	.375	141	173	-32	5 - 7	4 - 8	W 1
5 o • Florida	24	6	18	.250	125	172	-47	1 - 11	5 - 7	L 4

SOUTHWEST

Team	GP	W	L	W%	GF	GA	Diff	Away	Home	Streak
1 y • Monterrey	24	19	5	.792	176	121	+55	8 - 4	11 - 1	W 1
2 x • Rio Grande Valley	24	16	8	.667	159	103	+56	6 - 6	10 - 2	W 2
3 o • Dallas	24	9	15	.375	123	173	-50	4 - 8	5 - 7	L 2
4 o • El Paso	24	3	21	.125	133	218	-85	0 - 12	3 - 9	L 5

PACIFIC

Team	GP	W	L	W%	GF	GA	Diff	Away	Home	Streak
1 z • San Diego	24	23	1	.958	185	92	+93	12 - 0	11 - 1	W 21
2 x • Tacoma	24	12	12	.500	162	143	+19	7 - 5	5 - 7	W 1
3 o • Ontario	24	11	13	.458	147	117	+30	4 - 8	7 - 5	L 2
4 o • Turlock	24	3	21	.125	101	215	-114	1 - 11	2 - 10	L 4



SEASON REVIEW - LEADERS

POINTS



80 POINTS

Nick Perera

#10 FORWARD

Tacoma

#14	Leo Gibson		64
#15	Franck Tayou		63
#3	Gordy Gurson		58
#26	Ian Bennett		57
#19	Brandon Escoto		55
#24	Hugo Puentes		49
#37	Kraig Chiles		49

GOALS



50 GOALS

Franck Tayou

#15 FORWARD

Monterrey

#26	Ian Bennett		47
#10	Nick Perera		39
#37	Kraig Chiles		35
#3	Gordy Gurson		34
#14	Leo Gibson		33
#19	Brandon Escoto		32
#22	Moises Gonzalez		30

ASSISTS



41 ASSISTS

Nick Perera

#10 FORWARD

Tacoma

#14	Leo Gibson		31
#24	Max Ferdinand		27
#11	Leonardo De Oliveira		25
#3	Gordy Gurson		24
#19	Brandon Escoto		23
#28	Edgar Flores		23
#6	Gustavo Rosales		22

GOALS AGAINST AVERAGE



3.30 GAA

Josh Lemos

#30 GOALKEEPER

Milwaukee

#27	Boris Pardo		3.90
#0	William Vanzela		4.09
#21	Diego Angel Arriaga		4.26
#31	Chris Toth		4.68
#22	Andrew Coughlin		4.74

SAVE PERCENTAGE



.753 SAVE %

William Vanzela

#0 GOALKEEPER

Baltimore

#30	Josh Lemos		.738
#21	Diego Angel Arriaga		.737
#27	Boris Pardo		.733
#32	Rainer Hauss		.731
#31	Chris Toth		.727

WINS



22 WINS

Boris Pardo

#27 GOALKEEPER

San Diego


#30	Diego Reynoso		18
#22	Andrew Coughlin		17
#21	Diego Angel Arriaga		15
#0	William Vanzela		15
#30	Josh Lemos		14








SEASON REVIEW - SPECIAL TEAMS






EASTERN

Team	GP	PPG	PP	PP%	SHGA	PPGA	SH	PK%	SHG
 Utica	24	21	40	.525	2	12	37	.676	4
 Baltimore	24	14	31	.452	2	14	34	.588	2
 Harrisburg	24	14	33	.424	1	13	22	.409	0
 Mississauga	24	6	26	.231	3	23	38	.395	3

SOUTH CENTRAL

Team	GP	PPG	PP	PP%	SHGA	PPGA	SH	PK%	SHG
 Kansas City	24	30	46	.652	1	21	47	.553	2
 Milwaukee	24	21	44	.477	2	16	34	.529	0
 Florida	24	14	31	.452	0	13	38	.658	2
 St. Louis	24	21	47	.447	0	24	48	.500	2
 Orlando	24	17	46	.370	5	22	46	.522	1

SOUTHWEST

Team	GP	PPG	PP	PP%	SHGA	PPGA	SH	PK%	SHG
 El Paso	24	18	39	.462	2	23	42	.452	1
 Dallas	24	18	46	.391	2	14	37	.622	0
 Rio Grande Valley	24	15	39	.385	0	17	38	.553	4
 Monterrey	24	16	42	.381	1	15	47	.681	0

PACIFIC

Team	GP	PPG	PP	PP%	SHGA	PPGA	SH	PK%	SHG
 Ontario	24	17	32	.531	0	14	38	.632	0
 Tacoma	24	18	34	.529	0	18	37	.514	0
 San Diego	24	24	60	.400	0	18	35	.486	0
 Turlock	24	8	25	.320	0	15	43	.651	0



PLAYOFF HISTORY

MAJOR ARENA SOCCER LEAGUE 2017-2018

Regular season:	GP.	W.	L.	GB	PCT.	GF.	GA
San Diego Sockers	22	19	3	0.0	.864	166	82

Playoffs:

P1 San Diego d. P2 Tacoma 2-1

03/8/2018 - @TACOMA 5, San Diego 2, (2,386)

03/10/2018 - @SAN DIEGO 9, Tacoma 3 (3,421)

03/10/2018 - @SAN DIEGO 6, Tacoma 2 (Mini-game)

WCF SWI Monterrey d. P1 San Diego 1-0

03/19/2017 - @MONTERREY 6, SAN DIEGO 4 (6,086)



2016-2017

Regular season:	GP.	W.	L.	GB	PCT.	GF.	GA
San Diego Sockers	20	14	6	0.0	.700	149	90

Playoffs:

P1 San Diego d. P2 Ontario 2-1

03/12/2017 - @SAN DIEGO 9, Ontario 4, (6,242)

03/14/2017 - @ONTARIO 8, San Diego 4 (3,675)

03/14/2017 - San Diego 1, ONTARIO 0 (Mini-game)

SWI Sonora d. P1 San Diego 2-0

03/19/2017 - Sonora 7, @SAN DIEGO 3 (3,853)

03/25/2017 - @SONORA 11, San Diego 10 (8,000)



2015-2016

Regular season:	GP.	W.	L.	PCT.	GB.	GF.	GA
San Diego Sockers	20	13	7	.650	4.0	138	111

Playoffs:

P2 San Diego d. P3 Tacoma 2-0

03/02/2016 - San Diego 8, @TACOMA 7 (OT) (2,036)

03/06/2016 - @SAN DIEGO 11, Tacoma 3 (2,774)

P1 Sonora d. P2 San Diego 2-0

03/10/2016 - Sonora 10, @SAN DIEGO 5 (2,220)

03/12/2016 - San Diego 13, @SONORA 10 (6,721)

03/12/2016 - SONORA 6, San Diego 0 (Mini-Game)



2014-2015

Regular season:	GP.	W.	L	PCT.	GB.	GF.	GA
San Diego Sockers	20	16	4	.800	0.0	179	99



Playoffs:

03/05/2015 Las Vegas d. P1 San Diego

03/07/2015 Las Vegas 7, SAN DIEGO 6 (4,279)

2012-2013 CHAMPIONS

Regular season:	GP.	W.	L	PCT.	GB.	GF.	GA
San Diego Sockers	16	15	1	.938	0.0	188	71

Playoffs:

P1 San Diego d. P2 Turlock 2-0

02/23/2013 SAN DIEGO 12, Turlock 11 (OT) (3,048)

02/24/2013 San Diego 13, Turlock 4 (383) at Las Vegas

03/10/2013 E1 Detroit 6, C2 RGV 5 (OT) at San Diego (N/A)

03/10/2013 P1 SAN DIEGO 6, SW1 Las Vegas 5 (OT) (4,287)

03/11/2013 P1 SAN DIEGO 8, E1 Detroit 6 (3,336)



2011-2012 CHAMPIONS

Regular season:	GP.	W.	L	PCT.	GB.	GF.	GA
San Diego Sockers	16	16	0	1.000	0.0	165	78

Playoffs:

03/09/2012 E1 Detroit 9, W2 Tijuana 7 (658) at San Diego

03/09/2012 W1 SAN DIEGO 9, E3 Kansas 6 (2,151)

03/10/2012 W1 SAN DIEGO 10, E1 Detroit 7 (2,628)



2010-2011 CHAMPIONS

Regular season:	GP.	W.	L	T	PCT.	GB.	GF.	GA
San Diego Sockers	16	14	2	0	.875	0.0	149	82

Playoffs:

North American Finals at Cincinnati

03/11/2011 San Diego 7, Mexico 3

03/12/2011 San Diego 10, Guadalajara 6



MAJOR INDOOR SOCCER LEAGUE

2004-2005

Regular season: Folded with a 4-6 record

2003-2004

Regular season: Failed to make the playoffs with a 13-23 record

2002-2003

Regular season:	GP.	W.	L	PCT.	GB.	PF.	PA.
San Diego Sockers	36	14	22	.389	14.0	361	448

Playoffs:

#2W Kansas City d. #3W San Diego

4/02/03 KANSAS CITY 13, San Diego 11 (4,674)



PLAYOFF HISTORY



WESTERN INDOOR SOCCER LEAGUE

2001

Regular season:	GP.	W.	L.	PCT.	GB.	GF.	GA
San Diego Sockers	24	14	10	.583	0.0	133	114

Playoffs:

#1 San Diego d. #4 St. Louis, 2-1

12/06/01 San Diego 7, ST. LOUIS 5 (3,214)

12/07/01 St. Louis 1, SAN DIEGO 0 (3,103)

12/07/01 SAN DIEGO 4, St. Louis 0 (Mini-Game)

#2 Dallas d. #1 San Diego, 2-1

12/15/01 DALLAS 6, San Diego 3 (5,578)

12/22/01 SAN DIEGO 5, Dallas 3 (5,534)

12/22/01 Dallas 2, SAN DIEGO 1 (OT) (Mini-Game)



PLAYOFF HISTORY

CONTINENTAL INDOOR SOCCER LEAGUE

1996

Regular season:	GP	W	L	PCT.	GB.	GF.	GA
San Diego Sockers	28	17	11	.607	0.0	173	156

Playoffs:

#2 San Diego d. #7 Washington 2-1

10/01/96 SAN DIEGO 11, Washington 2 (1,551)

10/03/96 WASHINGTON 11, San Diego 6 (2,174)

10/06/96 SAN DIEGO 4, Washington 2 (2,173)

#3 Houston d. #2 San Diego 2-1

10/11/96 HOUSTON 9, San Diego 7 (7,837)

10/12/96 SAN DIEGO 8, Houston 4 (3,440)

10/16/96 HOUSTON 10, San Diego 5 (4,907)

1995

Regular season:	GP.	W.	L.	PCT.	GB.	GF.	GA
San Diego Sockers	28	17	11	.607	0.0	185	167

Playoffs:

#3 Anaheim d. #6 San Diego 2-1

10/06/95 ANAHEIM 6, San Diego 5 (9,810)

10/08/95 SAN DIEGO 4, Anaheim 3 (3,078)

10/10/95 ANAHEIM 8, San Diego 6 (5,925)

1994

Regular season:	GP.	W.	L	PCT	GB.	GF.	GA
San Diego Sockers	28	18	10	.643	2.0	222	178

Playoffs:

#3W Las Vegas d. #2W San Diego 2-1

09/09/94 LAS VEGAS 10, San Diego 6 (2,108)

09/12/94 SAN DIEGO 7, Las Vegas 6 (OT) (3,419)

09/14/94 Las Vegas 6, SAN DIEGO 5 (OT) (3,041)



1993

Regular season:	GP.	W.	L.	PCT.	GB.	GF.	GA
San Diego Sockers	28	20	8	.714	3.0	208	159

Playoffs:

#2 San Diego d. #3 Portland

09/26/93 SAN DIEGO 9, Portland 1 (6,626)

#1 Dallas d. #2 San Diego 2-1

09/29/93 SAN DIEGO 6, Dallas 3 (5,718)

10/02/93 DALLAS 11, San Diego 5 (10,024)

10/03/93 DALLAS 5, San Diego 4 (7,175)



PLAYOFF HISTORY



MAJOR INDOOR SOCCER LEAGUE

1991-1992 CHAMPIONS

Regular Season:	GP.	W	L	PCT	GB	GF	GA
San Diego Sockers	40	26	14	.650	0.0	243	186



Playoffs:

#1 San Diego d. #4 Baltimore, 4-1

4/08/92 SAN DIEGO 5, Baltimore 4 (5,559)

4/10/92 Baltimore 7, SAN DIEGO 6 (5,621)

4/14/92 San Diego 5, BALTIMORE 4 (OT) (4,148)

4/16/92 San Diego 6, BALTIMORE 3 (4,458)

4/18/92 San Diego 4, BALTIMORE 3 (4,594)

#1 San Diego d. #2 Dallas, 4-2

4/30/92 SAN DIEGO 7, Dallas 3 (5,269)

5/02/92 SAN DIEGO 9, Dallas 7 (7,921)

5/05/92 San Diego 5, DALLAS 4 (OT) (6,703)

5/08/92 DALLAS 10, San Diego 6 (8,655)

5/09/92 DALLAS 4, San Diego 2 (8,171)

5/12/92 SAN DIEGO 8, Dallas 2 (10,117)

1990-1991 CHAMPIONS

Regular season:	GP.	W	L	PCT	GB	GF	GA
San Diego Sockers	52	34	18	.654	0.0	302	250



Playoffs:

#1W San Diego d. #2W St. Louis, 4-1

4/18/91 SAN DIEGO 9, St. Louis 6 (5,157)

4/20/91 SAN DIEGO 5, St. Louis 4 (OT) (8,534)

4/21/91 ST. LOUIS 5, San Diego 4 (5,751)

4/25/91 San Diego 11, ST. LOUIS 4 (4,633)

4/27/91 San Diego 7, ST. LOUIS 4 (6,032)

#1W San Diego d. #1E Cleveland, 4-2

5/10/91 SAN DIEGO 8, Cleveland 4 (7,785)

5/12/91 Cleveland 4, SAN DIEGO 3 (6,996)

5/17/91 San Diego 6, CLEVELAND 5 (14,571)

5/19/91 CLEVELAND 7, San Diego 5 (10,831)

5/21/91 San Diego 6, CLEVELAND 1 (12,102)

5/23/91 SAN DIEGO 8, Cleveland 6 (12,073)

MAJOR INDOOR SOCCER LEAGUE

1989-1990 CHAMPIONS

Regular season:	GP.	W.	L	PCT	GB	GF	GA
San Diego Sockers	52	25	27	.481	6.0	217	204

Playoffs:

#2W San Diego d. #3W St. Louis, 3-1

4/28/90 SAN DIEGO 3, St. Louis 2 (6,100)

4/30/90 St. Louis 4, SAN DIEGO 3 (OT) (5,875)

5/01/90 San Diego 4, ST. LOUIS 1 (3,426)

5/05/90 San Diego 5, ST. LOUIS 4 (3,889)

#2W San Diego d. #1W Dallas, 4-2

5/11/90 San Diego 4, DALLAS 2 (8,061)

5/12/90 San Diego 4, DALLAS 2 (10,105)

5/18/90 Dallas 6, SAN DIEGO 1 (9,009)

5/20/90 Dallas 4, SAN DIEGO 1 (6,422)

5/22/90 SAN DIEGO 4, Dallas 0 (7,678)

5/24/90 San Diego 3, DALLAS 1 (7,869)

#2W San Diego d. #1E Baltimore, 4-2

5/29/90 BALTIMORE 7, San Diego 4 (5,450)

5/31/90 San Diego 4, BALTIMORE 3 (6,552)

6/02/90 SAN DIEGO 5, Baltimore 2 (11,014)

6/04/90 SAN DIEGO 4, Baltimore 1 (7,698)

6/06/90 Baltimore 3, SAN DIEGO 2 (12,884)

6/08/90 San Diego 6, BALTIMORE 4 (7,628)

1988-1989 CHAMPIONS

Regular season:	GP	W.	L	PCT	GB	GF	GA
San Diego Sockers	48	27	21	.563	2.0	218	168

Playoffs:

#2 San Diego d. #3 Dallas, 4-3

5/03/89 SAN DIEGO 7, Dallas 4 (6,483)

5/06/89 Dallas 5, SAN DIEGO 4 (9,289)

5/12/89 San Diego 5, DALLAS 4 (OT) (6,285)

5/13/89 DALLAS 7, San Diego 3 (7,015)

5/16/89 DALLAS 4, San Diego 1 (5,407)

5/18/89 SAN DIEGO 7, Dallas 2 (7,664)

5/19/89 SAN DIEGO 1, Dallas 0 (11,604)

#2 San Diego d. #1 Baltimore, 4-3

5/29/89 BALTIMORE 4, San Diego 3 (OT) (6,539)

5/30/89 San Diego 5, BALTIMORE 4 (OT) (6,250)

6/02/89 SAN DIEGO 5, Baltimore 2 (11,484)

6/04/89 SAN DIEGO 4, Baltimore 3 (11,147)

6/06/89 Baltimore 6, SAN DIEGO 3 (12,884)

6/08/89 BALTIMORE 7, San Diego 0 (6,990)

6/10/89 San Diego 6, BALTIMORE 5 (11,220)



PLAYOFF HISTORY



MAJOR INDOOR SOCCER LEAGUE

1987-1988 CHAMPIONS

Regular season:	GP.	W.	L.	PCT.	GB.	GF.	GA
San Diego Sockers	56	42	14	.750	0.0	277	189

Playoffs:

#1W San Diego d. #4W Tacoma, 3-1

4/21/88 SAN DIEGO 6, Tacoma 2 (6,441)
4/23/88 Tacoma 4, SAN DIEGO 3 (OT) (8,563)
4/27/88 San Diego 7, TACOMA 2 (6,961)
4/29/88 San Diego 7, TACOMA 6 (7,297)

#1W San Diego d. #3W Kansas City, 4-3

5/07/88 Kansas City 5, SAN DIEGO 4 (9,634)
5/11/88 SAN DIEGO 5, Kansas City 4 (6,469)
5/13/88 KANSAS CITY 7, San Diego 6 (OT) (9,069)
5/15/88 KANSAS CITY 7, San Diego 3 (8,075)
5/21/88 San Diego 7, KANSAS CITY 1 (14,075)
5/25/88 SAN DIEGO 6, Kansas City 1 (10,121)
5/28/88 SAN DIEGO 8, Kansas City 5 (12,884)

#1W San Diego d. #2E Cleveland, 4-0

6/01/88 SAN DIEGO 6, Cleveland 5 (OT) (7,322)
6/03/88 SAN DIEGO 6, Cleveland 1 (9,639)
6/05/88 San Diego 3, CLEVELAND 2 (10,705)
6/07/88 San Diego 7, CLEVELAND 4 (7,110)

1986-1987

Regular season:	GP.	W.	L.	PCT.	GB.	GF.	GA
San Diego Sockers	52	27	25	.519	8.0	214	200

Playoffs:

#3W San Diego d. #2W Kansas City, 3-2

5/07/87 SAN DIEGO 5, Kansas City 4 (OT) (8,141)
5/10/87 Kansas City 5, SAN DIEGO 1 (8,127)
5/12/87 KANSAS CITY 9, San Diego 7 (7,685)
5/17/87 San Diego 5, KANSAS CITY 2 (7,946)
5/20/87 SAN DIEGO 9, Kansas City 5 (11,136)

#1W Tacoma d. #3W San Diego, 4-3

5/22/87 San Diego 6, TACOMA 5 (11,884)
5/24/87 TACOMA 7, San Diego 2 (9,055)
5/27/87 Tacoma 3, SAN DIEGO 2 (9,704)
5/30/87 SAN DIEGO 6, Tacoma 2 (11,436)
5/31/87 SAN DIEGO 6, Tacoma 5 (12,934)
6/02/87 Tacoma 4, SAN DIEGO 3 (12,884)
6/04/87 TACOMA 8, San Diego 5 (16,054)

PLAYOFF HISTORY



MAJOR INDOOR SOCCER LEAGUE

1985-1986 CHAMPIONS

Regular season:	GP	W.	L.	PCT.	GB.	GF.	GA
San Diego Sockers	48	36	12	.750	0.0	308	195

Playoffs:

#1W San Diego d. #4W St. Louis, 3-1

4/10/86 SAN DIEGO 7, St. Louis 6 (OT) (7,506)

4/12/86 SAN DIEGO 5, St. Louis 3 (10,123)

4/16/86 ST. LOUIS 8, San Diego 7 (7,841)

4/19/86 San Diego 10, ST. LOUIS 4 (9,464)

#1W San Diego d. #3W Tacoma, 3-1

4/23/86 SAN DIEGO 10, Tacoma 4 (8,308)

4/29/86 SAN DIEGO 7, Tacoma 2 (9,432)

5/01/86 TACOMA 4, San Diego 3 (15,290)

5/07/86 San Diego 8, TACOMA 5 (19,476)

#1W San Diego d. #2E Minnesota, 4-3

5/09/86 SAN DIEGO 7, Minnesota 2 (10,370)

5/11/86 Minnesota 6, SAN DIEGO 1 (9,132)

5/16/86 MINNESOTA 7, San Diego 2 (15,756)

5/18/86 MINNESOTA 4, San Diego 3 (15,849)

5/21/86 SAN DIEGO 7, Minnesota 4 (10,613)

5/23/86 San Diego 6, MINNESOTA 3 (15,944)

5/26/86 SAN DIEGO 5, Minnesota 3 (12,881)

PLAYOFF HISTORY



1984-1985 CHAMPIONS

Regular season:	GP.	W.	L.	PCT.	GB.	GF.	GA
San Diego Sockers	48	37	11	.771	0.0	302	201

Playoffs:

#1W San Diego d. #4W Kansas City, 3-0

4/24/85 SAN DIEGO 4, Kansas City 3 (7,552)

4/26/85 SAN DIEGO 11, Kansas City 7 (9,560)

4/28/85 San Diego 3, KANSAS CITY 2 (10,458)

#1W San Diego d. #4E Minnesota, 3-2

5/05/85 SAN DIEGO 8, Minnesota 1 (8,494)

5/08/85 SAN DIEGO 6, Minnesota 5 (OT) (10,143)

5/10/85 MINNESOTA 8, San Diego 5 (8,270)

5/12/85 MINNESOTA 4, San Diego 3 (SO*) (7,871)

5/14/85 SAN DIEGO 7, Minnesota 0 (10,059)

*San Diego won the shootout, but the result was overturned on appeal, as the Sockers used an ineligible player.

#1W San Diego d. #1E Baltimore, 4-1

5/17/85 SAN DIEGO 5, Baltimore 4 (11,639)

5/19/85 SAN DIEGO 7, Baltimore 3 (11,339)

5/23/85 BALTIMORE 10, San Diego 6 (11,074)

5/25/85 San Diego 14, BALTIMORE 2 (9,084)

5/28/85 SAN DIEGO 5, Baltimore 3 (12,948)



NORTH AMERICAN SOCCER LEAGUE INDOOR**1983-1984 CHAMPIONS**

Regular season:	GP.	W.	L.	PCT.	GB.	GF.	GA
San Diego Sockers	32	21	11	.656	0.0	196	148

Playoffs:

#1 San Diego d. #4 Golden Bay, 2-0
 3/29/84 SAN DIEGO 5, Golden Bay 2 (10,870)
 4/01/84 San Diego 7, GOLDEN BAY 2 (4,413)

#1 San Diego d. #3 New York, 3-0
 4/05/84 SAN DIEGO 5, New York 2 (12,006)
 4/08/84 SAN DIEGO 10, New York 4 (12,696)
 4/11/84 San Diego 7, NEW YORK 3 (4,717)



PLAYOFF HISTORY

MAJOR INDOOR SOCCER LEAGUE**1982-1983 CHAMPIONS**

Regular season:	GP.	W.	L.	PCT.	GB.	GF.	GA
San Diego Sockers	48	32	16	.667	0.0	289	230

Playoffs:

#1W San Diego d. #4W Kansas City, 2-0
 4/20/83 SAN DIEGO 6, Kansas City 2 (9,120)
 4/23/83 San Diego 9, KANSAS CITY 4 (15,957)

#1W San Diego d. #2W Wichita, 3-0
 4/28/83 SAN DIEGO 8, Wichita 5 (11,340)
 4/30/83 SAN DIEGO 5, Wichita 2 (11,520)
 5/06/83 San Diego 4, WICHITA 3 (9,725)

#1W San Diego d. #1E Baltimore, 3-2
 5/13/83 SAN DIEGO 6, Baltimore 0 (12,549)
 5/15/83 SAN DIEGO 7, Baltimore 0 (12,185)
 5/17/83 BALTIMORE 4, San Diego 3 (11,223)
 5/19/83 BALTIMORE 7, San Diego 6 (OT) (11,431)
 5/23/83 SAN DIEGO 3, Baltimore 1 (12,948)

**NORTH AMERICAN SOCCER LEAGUE INDOOR****1981-1982 CHAMPIONS**

Regular season:	GP.	W.	L.	PCT.	GB.	GF.	GA
San Diego Sockers	18	10	8	.556	0.0	147	110

Playoffs:

#3 San Diego d. #6 Vancouver, 2-0
 2/19/82 San Diego 4, VANCOUVER 3 (5,128)
 2/21/82 SAN DIEGO 8, Vancouver 4 (9,728)

#3 San Diego d. #1 Edmonton, 2-0
 2/25/82 SAN DIEGO 8, Edmonton 2 (8,435)
 3/01/82 SAN DIEGO 12, Edmonton 3 (12,840)

#3 San Diego d. #5 Tampa Bay, 2-0
 3/03/82 SAN DIEGO 9, Tampa Bay 7 (12,840)
 3/08/82 San Diego 10, TAMPA BAY 5 (6,325)

**1980-1981**

Regular season:	GP.	W.	L.	PCT.	GB.	GF.	GA
San Diego Sockers	18	6	12	.333	4.0	106	121